

[DCS HOME PAGE](#) |[Edit Profile](#) |[Change Password](#) |[Logout](#)

National Institutional Ranking Framework

Ministry of Human Resource Development

Government of India



(/dcs/NIRFIndia/Home)

[HOME \(HTTPS://WWW.NIRFINDIA.ORG/HOME\)](https://www.nirfindia.org/home)

[ABOUT NIRF \(HTTPS://WWW.NIRFINDIA.ORG/ABOUT\)](https://www.nirfindia.org/about)

[PARAMETERS \(HTTPS://WWW.NIRFINDIA.ORG/PARAMETER\)](https://www.nirfindia.org/parameter)

[DOCUMENTS \(HTTPS://WWW.NIRFINDIA.ORG/DOCUMENTS\)](https://www.nirfindia.org/documents)

[RANKING](#)

[FEEDBACK \(HTTPS://WWW.NIRFINDIA.ORG/FEEDBACK\)](https://www.nirfindia.org/feedback)

[CONTACT \(HTTPS://WWW.NIRFINDIA.ORG/CONTACT\)](https://www.nirfindia.org/contact)

Welcome to Data Capturing System: MANAGEMENT

Institute ID: IR17-MGMT-1-14631

Institute Name: G. L. BAJAJ INSTITUTE OF MANAGEMENT AND RESEARCH

Full Report

Institute ID: IR17-MGMT-1-14631

Institute Name: G. L. BAJAJ INSTITUTE OF MANAGEMENT AND RESEARCH

Sanctioned (Approved) Intake

Academic Year	2015-16	2014-15	2013-14	2012-13	2011-12
PG [2 Years Program(s)]	480	480	---	---	---

Total Actual Student Strength (Program(s) Offered by Your Institution)

(All programs of all years)	No. of Male Students	No. of Female Students	Total Students	Within State (Including male & female)	Outside State (Including male & female)	Outside Country (Including male & female)	Economically Backward (Including male & female)	Socially Challenged (SC+ST+OBC Including male & female)
PG	559	206	765	420	345	0	470	237

Placement & Higher Studies

PG [2 Years Program(s)]: Placement & higher studies for previous 3 years

Academic Year	No. of first year students admitted in the year	Academic Year	No. of students graduating in minimum stipulated time	No. of students placed through campus placement	Median salary of placed graduates (Amount in Rs.)	No. of students selected for Higher Studies
(2012-13)	356	(2013-14)	328	325	400000(Four Lacs)	0
(2013-14)	299	(2014-15)	288	282	361900(Three Lacs Sixty One Thousand Nine Hundred)	0
(2014-15)	334	(2015-16)	271	262	416000(Four Lacs Sixteen Thousand)	0

Entrepreneurship

No. of sustained spin-off companies set up over the previous 5 years (2011-2016)(Companies started by the Students/Alumni/Faculty in the institutions business incubators):

Top University Admission Data

No. of graduating students from your institution who were admitted into Top University/Institution to pursue higher studies in the year 2015-16:

No. of PG students admitted into your institutions from Top Institution in the year 2015-16:

No. of Ph.D students admitted into your institutions from Top Institution in the year 2015-16:










Total No.of PG & Ph.D students admitted:

Ph.D Student Details

No. of Ph.D students graduated (including Integrated Ph.D)

2015-16	2014-15	2013-14
0	0	0

Faculty Details

#	Name	Age	Designation	Gender	Qualification	Experience (In Months)	
	1	Aarti Bahl	30	Assistant Professor	Female	MBA	55
	2	Abhishek Srivastava	33	Assistant Professor	Male	MBA	66
	3	Abhishek Tyagi	30	Assistant Professor	Male	MBA	78
	4	Aditi Gupta	31	Assistant Professor	Female	PGDM	118
	5	Ajay Kumar Patel	33	Associate Professor	Male	Ph.D	89
	6	Ajay Sharma	39	Associate Professor	Male	Ph.D	154
	7	Alok Kumar	38	Assistant Professor	Male	M.A	24
	8	Amit Kapoor	30	Assistant Professor	Male	MBA	24
	9	Anik Chaudhury	36	Assistant Professor	Male	PGDM	142

	#	Name	Age	Designation	Gender	Qualification	Experience (In Months)
+	10	Ankita Indu	31	Assistant Professor	Female	MBA	40
+	11	Ankur Pandey	32	Assistant Professor	Male	MBA	72
+	12	Anshu Sharma	29	Assistant Professor	Female	MBA	60
+	13	Antra Singh	32	Assistant Professor	Female	MBA	85
+	14	Anurag Joshi	44	Assistant Professor	Male	Ph.D	108
+	15	Anurag Mittal	31	Assistant Professor	Male	MBA	53
+	16	Anurag Singh Yadav	35	Assistant Professor	Male	PGDBA	118
+	17	Ashok Harnal	64	Professor	Male	Ph.D	220
+	18	Ashwani Saxena	31	Assistant Professor	Male	MBA	85
+	19	Bhaskar	37	Assistant Professor	Male	MBA	125
+	20	Bhavesh Joshi	38	Associate Professor	Male	Ph.D	162
+	21	Bhuvaneshwari S	41	Associate Professor	Female	MBA	149
+	22	Deep Biswas	28	Assistant Professor	Male	MBA	18
+	23	Deepa Gupta	39	Professor	Female	Ph.D	156
+	24	Deepali Kapoor	33	Assistant Professor	Female	MBA	59
+	25	Dipti Mukerji	67	Professor	Female	M.A. (Economics)	458
+	26	Divya Narang	32	Assistant Professor	Female	PGDBM	70
+	27	Divya Singh	31	Assistant Professor	Female	PGDM	84
+	28	Gaurav Gupta	36	Assistant Professor	Male	PGDM	85
+	29	Hamlata J Bhat	44	Associate Professor	Female	Ph.D	168
+	30	Herry Dhawan	30	Assistant Professor	Male	MBA	76
+	31	Himani Singhal	29	Assistant Professor	Female	Ph.D	28

	#	Name	Age	Designation	Gender	Qualification	Experience (In Months)
+	32	Himani Walia	31	Assistant Professor	Female	PGDBA	58
+	33	Himanshu Talwar	33	Assistant Professor	Male	MBA	92
+	34	Kaushal Kishore Mishra	29	Assistant Professor	Male	MBA	24
+	35	Keertika Lal	35	Assistant Professor	Female	M.A. (Economics)	18
+	36	Keshav Bhatia	53	Assistant Professor	Male	MBA	165
+	37	Keshav Kumar Gupta	33	Assistant Professor	Male	MBA	63
+	38	Kirti Dutta	48	Professor	Female	Ph.D	264
+	39	Mani Kant Dubey	39	Assistant Professor	Male	MBA	44
+	40	Mani Prabha Malik	31	Assistant Professor	Female	MBA	22
+	41	Manmeet Kaur	36	Assistant Professor	Female	MBA	137
+	42	Manoj Kumar	47	Professor	Male	Ph.D	229
+	43	Mukul Gupta	41	Professor	Male	Ph.D	212
+	44	Mukul Jain	30	Assistant Professor	Male	MBA	45
+	45	Mumul Singh	37	Associate Professor	Female	PGDM	96
+	46	Naqueeb Alam	61	Associate Professor	Male	PGDIM	354
+	47	Narendra Singh	38	Assistant Professor	Male	MBA	37
+	48	Naushad Alam	40	Associate Professor	Male	Ph.D	138
+	49	Navdeep Goyat	32	Assistant Professor	Male	MBA	120
+	50	Neha Kapoor	30	Assistant Professor	Female	MBA	29
+	51	Neha Sharma	33	Assistant Professor	Female	MBA	89
+	52	Nidhi Sharma	31	Assistant Professor	Female	MBA	46
+	53	Nikita Nayyar	31	Assistant Professor	Female	PGDM	54

	#	Name	Age	Designation	Gender	Qualification	Experience (In Months)
+	54	Nisha Verma	33	Assistant Professor	Female	MBA	34
+	55	Nishant Kumar Singh	31	Assistant Professor	Male	MBA	40
+	56	Pallavi Dua	27	Assistant Professor	Female	MBA	32
+	57	Prachi Agarwal	30	Assistant Professor	Female	MBA	72
+	58	Preeti Prakash Dixit	38	Assistant Professor	Female	PGDM	88
+	59	Preeti Singh	30	Assistant Professor	Female	MBA	49
+	60	Priyank Gupta	32	Assistant Professor	Male	MBA	53
+	61	Priyanka Goswami	27	Assistant Professor	Female	MBA	48
+	62	Priyanka Sharma	29	Assistant Professor	Female	MBA	15
+	63	Puneet Kumar	45	Associate Professor	Male	Ph.D	202
+	64	Rachita Mangalik	27	Assistant Professor	Female	MBA	48
+	65	Rahul Piplani	30	Assistant Professor	Male	PGDM	41
+	66	Ravi Shankar	31	Assistant Professor	Male	PGDM	54
+	67	Richa Agnihori	30	Assistant Professor	Female	PGDM	47
+	68	Ruchira Katiyar	29	Assistant Professor	Female	PGDM	71
+	69	Sachin Vikal	37	Assistant Professor	Male	PGDM	72
+	70	Sandeep Sharma	48	Associate Professor	Male	Ph.D	288
+	71	Sanghmitra Das	42	Assistant Professor	Female	MBA	34
+	72	Saroj Kumar Das	37	Professor	Male	Ph.D	127
+	73	Sarwendu Tiwari	37	Assistant Professor	Male	MBA	66
+	74	Satyam Khatri	30	Assistant Professor	Male	MBA	41
+	75	Shekhar Ghose	65	Professor	Male	MBA	480

	#	Name	Age	Designation	Gender	Qualification	Experience (In Months)
+	76	Shikha Verma	28	Assistant Professor	Female	MBA	44
+	77	Shivakar	39	Professor	Male	Ph.D	172
+	78	Shivendra Singh Chaudhary	36	Assistant Professor	Male	MBA	133
+	79	Shivi Mittal	32	Assistant Professor	Female	MBA	83
+	80	Shweta Garg	37	Associate Professor	Female	Ph.D	185
+	81	Smriti Asthana	39	Assistant Professor	Female	PGDBA	156
+	82	Soni Sharma	38	Associate Professor	Female	M.A	132
+	83	Sugandha Agarwal	34	Assistant Professor	Female	MBA	89
+	84	Suman Lata Pandey	32	Assistant Professor	Female	MBA	71
+	85	Sunil Agarwal	40	Associate Professor	Male	MBA	205
+	86	Sunil Kumar	33	Assistant Professor	Male	MBA	72
+	87	Surabhi Singh	39	Assistant Professor	Female	PGDBA	181
+	88	Swati Bhatt	31	Assistant Professor	Female	MBA	53
+	89	Swati Raj	34	Assistant Professor	Female	MBA	33
+	90	Tazeen Zaidi	28	Assistant Professor	Female	MBA	40
+	91	Tufail Ahmad Khan	48	Associate Professor	Male	Ph.D	228
+	92	Umesh Sharma	49	Associate Professor	Male	Ph.D	186
+	93	Urvashi Makkar	46	Dean / Principal / Director / Vice Chancellor	Female	Ph.D	288
+	94	Vaishali Gupta	26	Assistant Professor	Female	MBA	41
+	95	Vandana Pareek	35	Associate Professor	Female	Ph.D	96
+	96	Veenu Sharma	34	Assistant Professor	Female	MBA	137

	#	Name	Age	Designation	Gender	Qualification	Experience (In Months)
+	97	Vijay Anand Dubey	50	Associate Professor	Male	MBA	130
+	98	Vinay Kumar Yadav	27	Assistant Professor	Male	MBA	60
+	99	Vineet Sengar	40	Professor	Female	Ph.D	144
+	100	Vinod Sharma	38	Associate Professor	Male	Ph.D	164
+	101	Vishal Kamra	32	Assistant Professor	Male	Ph.D	77

Financial Resources: Utilised Amount for the Capital & Operational expenditure for previous 3 years

Financial Year	2015-16	2014-15	2013-14
	Utilised Amount	Utilised Amount	Utilised Amount
Annual Capital Expenditure on Academic Activities and Resources (excluding expenditure on buildings)			
Library	1082646 (Ten Lacs Eighty Two Thousand Six Hundred Fourty Six)	1077900 (Ten Lacs Seventy Seven Thousand Nine Hundred)	1630038 (Sixteen Lacs Thirty Thousand Thirty Eight)
New Equipment for Laboratories	1163224 (Eleven Lacs Sixtry Three Thousand Two Hundred Twenty Fourzero)	72742 (Seventy Two Thousand Seven Hundred Fourty Two)	50040 (Fifty Thousand Fourty)
Engineering Workshops	0 (Zero)	0 (Zero)	0 (Zero)
Studios	0 (Zero)	0 (Zero)	0 (Zero)
Other suitably identified academic activities	2131928 (Twenty One Lacs Thirty one Thousand Nine Hundred Twenty Eight)	3181640 (Thirty One Lacs Eight One Thousand Six Hundred Fourty)	2355831 (Twenty Three Lacs Fifty Five Thousand Eight Hundred Thirty One)

Financial Year	2015-16	2014-15	2013-14
	Utilised Amount	Utilised Amount	Utilised Amount
Annual Operational Expenditure			
Salaries (Teaching and Non Teaching staff)	38836946 (Three Crores Eighty Eight Lacs Thirty Six Thousand Nine Hundred Forty Six)	34612646 (Three Crores Fourty Six Lacs Twelve Thousand Six Hundred Fourty Six)	33154266 (Three Crores Thirty One Lacs Fifty Four Thousand Two Hundred Sixty Six)
Maintenance of Academic Infrastructure or consumables, other running expenditures, Seminars/Conferences/Workshops etc. (excluding maintenance of hostels and allied services)	1816142 (Eighteen Lacs Sixteen Thousand One Hundred Forty Two)	2019795 (Twenty Lacs Nineteen Thousand Seven Hundred NinetyFive)	1624732 (Sixteen Lacs Twenty Four Thousand Seven Hundred Thirty Two)

Women Diversity

No. of women members in senior administrative positions, such as Head of Departments, Dean or Institute Heads in previous academic year (2015-16):

IPR

Calendar Year	2015	2014	2013
No. of Patents Filed	0	0	0
No. of Patents Published	40	34	26
No. of Patents Granted	5	4	3
No. of Patents Licensed	0	0	0

Did your institution transferred atleast one technology in the previous three years?:

Financial Year	2015-16	2014-15	2013-14
----------------	---------	---------	---------

Financial Year	2015-16	2014-15	2013-14
Earning From Patents (Amount in Rupees)	0	0	0
Enter Amount in Words	Zero	Zero	Zero

Sponsored Research Details

Financial Year	2015-16	2014-15	2013-14
Total no. of Sponsored Projects	7	7	7
Total no. of Funding Agencies	6	5	8
Total Amount Received (Amount in Rupees)	470500	308400	118000
Amount Received in Words	Four Lacs Seventy Thousand Five Hundred	Three Lacs Eight Thousand Four Hundred	One Lac Eighteen Thousand

Consultancy Project Details

Financial Year	2015-16	2014-15	2013-14
Total no. of Consultancy Projects	10	9	9
Total no. of Client Organizations	9	11	5
Total Amount Received (Amount in Rupees)	353000	201300	146600
Amount Received in Words	Three Lacs Fifty Three Thousand	Two Lacs One Thousand Three Hundred	One Lac Forty Six Thousand Six Hundred

Executive Development Program

Financial Year	2015-16	2014-15	2013-14
Total no. of Executive Development Programs	9	10	12
Total no. of Participants	180	244	216
Total Annual Earnings (Amount in Rupees)	108000	122000	108000
Total Annual Earnings in Words	One Lakh Eight Thousand	One Lakh Twenty Two Thousand	One Lakh Eight Thousand

Facilities for PCS: Facilities of physically challenged students

1. Do your institution buildings have Lifts/Ramps?	Yes, in all the buildings
2. Do your institution have provision for walking aids, including wheelchairs and transportation from one building to another for handicapped students?	Yes, in all the buildings
3. Do your institution buildings have specially designed toilets for handicapped students?	Yes, in all the buildings

[Home](#) | [About NIRF](#) | [Parameters](#) | [Documents](#) | [Feedback](#) | [Ranking](#) | [Contact](#)

Copyright © 2015, National Institutional Ranking Framework (NIRF), 2015 MHRD. All rights reserved.

Supported Browsers 